

DIMENSIONS TAKEN FROM EXISTING COMPONENT.  
 VERIFY CRITICAL DIMENSIONS BEFORE MANUFACTURING.  
 DRAWING CREATED FROM MEASUREMENTS OF EXISTING PART.  
 DESIGN INTENT AND FUNCTION NOT VERIFIED.  
 MANUFACTURER RESPONSIBLE FOR FINAL FIT AND FUNCTION.

Material: A36 STEEL  
 Units: Inches

BREAK ALL SHARP EDGES  
 .005 – .010

UNLESS OTHERWISE SPECIFIED:  
 .X ±0.030  
 .XX ±0.010  
 .XXX ±0.005  
 ANGLES ±1°

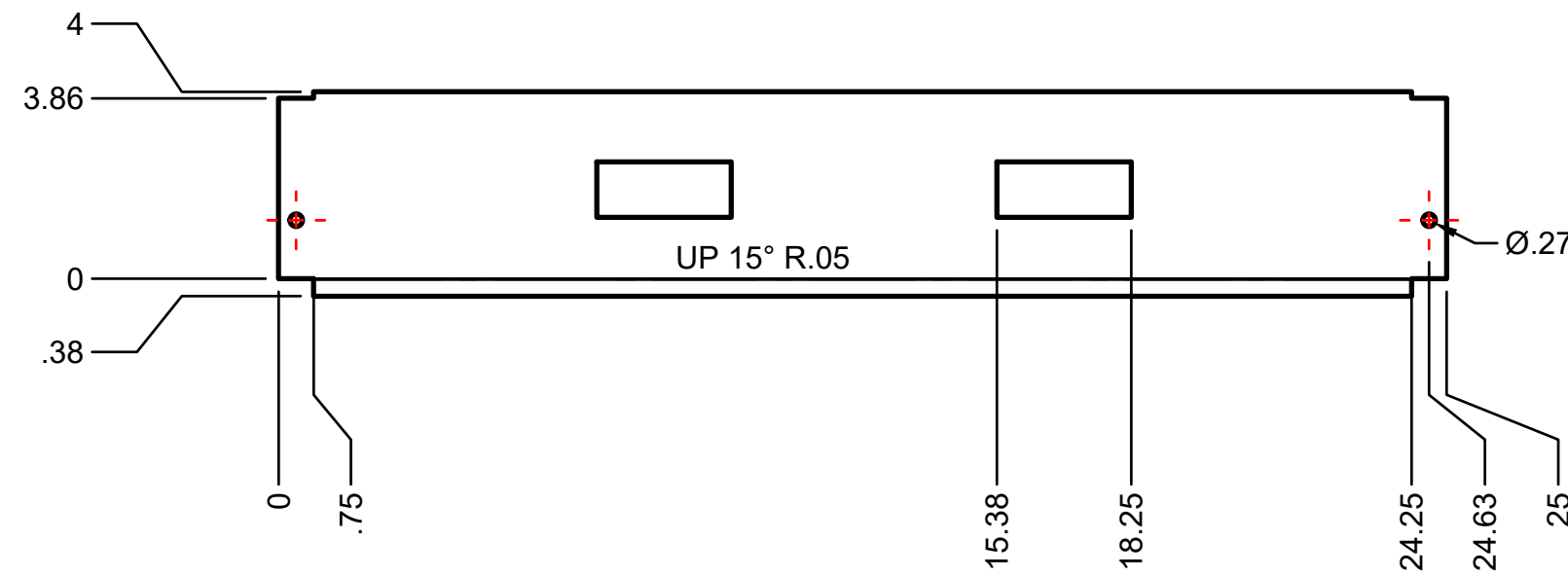
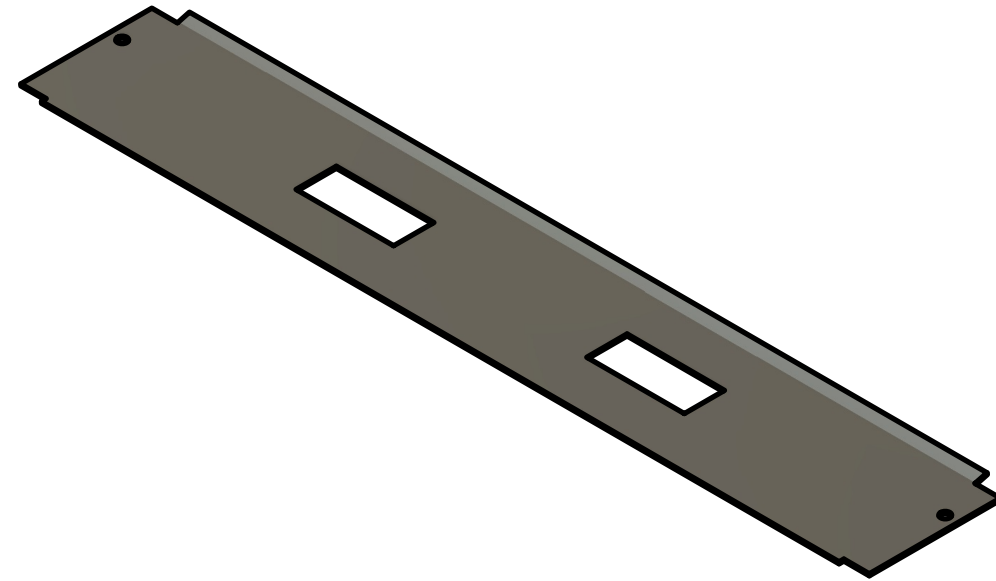
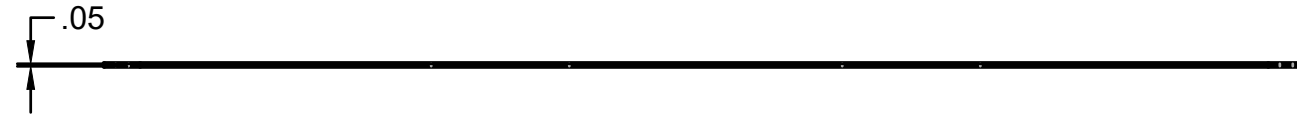
APPROVED \_\_\_\_\_

CHECKED \_\_\_\_\_

DRAWN Cody Nolan

PROJECT			
Legacy Equipment Parts			
TITLE			
SIZE	CODE	DWG NO	REV
B			1
SCALE 1:4		WEIGHT	SHEET 1/2

BEND TABLE			
ID	DIRECTION	ANGLE	RADIUS
1	UP	15	.05



DIMENSIONS TAKEN FROM EXISTING COMPONENT.  
 VERIFY CRITICAL DIMENSIONS BEFORE MANUFACTURING.  
 DRAWING CREATED FROM MEASUREMENTS OF EXISTING PART.  
 DESIGN INTENT AND FUNCTION NOT VERIFIED.  
 MANUFACTURER RESPONSIBLE FOR FINAL FIT AND FUNCTION.

Material: A36 STEEL  
 Units: Inches

BREAK ALL SHARP EDGES  
 .005 – .010

UNLESS OTHERWISE SPECIFIED:  
 .X ±0.030  
 .XX ±0.010  
 .XXX ±0.005  
 ANGLES ±1°

APPROVED \_\_\_\_\_

CHECKED \_\_\_\_\_

DRAWN Cody Nolan

PROJECT			
Legacy Equipment Parts			
TITLE			
SIZE	CODE	DWG NO	REV
B			1
SCALE 1:4		WEIGHT	SHEET 2/2